

MOVICOOOL

EVAPORATIVE AIR COOLER



Owner's Manual & Warranty Card


Before use of this product please read and preserve these important instructions.

natural cooling

Symphony[®]

www.symphonylimited.com


Identification of part




1. Top panel
2. Front panel
3. Control panel
4. Horizontal louvers
5. Water inlet door
6. Water tank
7. Castor leg

8. Castor wheel
9. Water level indicator
10. side panel
11. Dust net
12. Power cord
13. Power cord winder

How to install and operate Symphony Air Cooler




Disconnect the power cord while filling the water. As per the provision in your model, pour water by lifting the lid on top inlet or through front inlet or through spout at the back. You may also add ice cubes for faster cooling. Water can be poured up to the highest point (or F) of the water level indicator. You may keep a small container below over flow hole, to avoid spillage of water on your floor/carpet. For longer life of pump, always operate it with sufficient water in the tank.




Float valve facility is available in Selected Models. Make provision for automatic water filling to the cooler. Ensure proper connection of water inlet pipe into the float valve to avoid leakage.



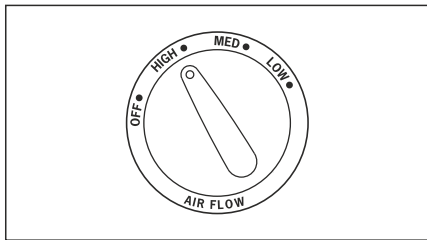
Plug in to power source and switch on.



Adjust horizontal louver manually as desired.*



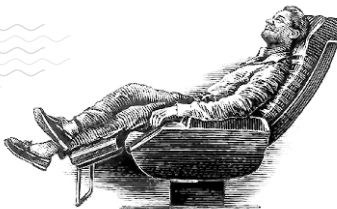
Set controls as desired.*



For maximum air and cooling turn the air flow control to "High"



Sit back and enjoy.

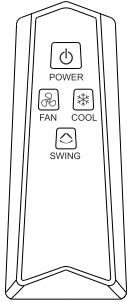


* Feature vary from model to model.

How to operate Remote Control



Control Panel*



Remote Control*

- 1. Power ON/OFF [⏻]:** - Touch the button to Turn ON/OFF the air cooler.
If the function is OFF – LED blink continuously in white colour and glow stable if the function is ON.
- 2. Cool [❄️]:** - Touch the button to switch ON/OFF the pump. If the function is OFF – LED blinks in white colour and glow stable if the function is ON.
- 3. Swing [↻]:** - Touch the button to switch ON/OFF the swing. If the function is OFF – LED blinks in white colour and glow stable if the function is ON.
- 4. Fan [🌀]:** - When Fan is ON, Fan icon will glow, Touch the button for High, Med and Low speed. The selected speed will be indicated by 3, 2 and 1 as high speed, Med speed and low speed respectively.
If Fan function is OFF – Fan LED blink continuously.
- 5. Water alarm [💧]:** - If no water in the tank, Water LED blinks continuously in white colour and stable ON if the water tank is full.


* Shape and size can vary as per respective models.

Maintenance


General Maintenance

1. Disconnect the power cord before servicing or maintenance.
2. Preventive maintenance is essential for the long & trouble-free life of an air cooler. Always ensure to switch 'off' and unplug the air cooler from the power socket before cleaning.
3. Do not make loose wiring or use inferior material in servicing or maintenance to avoid fire hazard.
4. Please disconnect the power supply before opening any cover to avoid injury due to rotating part / electric shock
5. To clean the tank remove drain plug from bottom side. Drain out all the residual water. Draining out of stagnant water regularly from tank is necessary to keep your environment hygienic.
6. To clean the cooling pad, please unplug the cooler; apply low water pressure with the help of pipe on cooling pad from outside. Depending on the surrounding environment, clean the pad at least once or twice in a year,
7. Under no circumstances, customer should open the cooler.
8. In case of any difficulties, please contact symphony customer care help line no. 07930130111
9. Always use clean tap water.


How to Clean - Cooling Pads



1. Completely drain the tank by removing drain plug located at bottom of tank



2. Remove two screws of air cooler panel & take out cooling pad.



3. It is recommended to clean the cooling pad regularly.
4. Use soft damp cloth OR soft plastic brush & gentle spray of water.



5. Do not use high pressure jet water OR acidic water for pad cleaning.


Cleaning

1. Clean the fan blade & internal parts with soft damp cotton cloth.
2. Clean the dust / dirt inside the tank & pump.
3. Draining the water tank and refilling with fresh water at least once a week will help reduce scaling & dust accumulations.

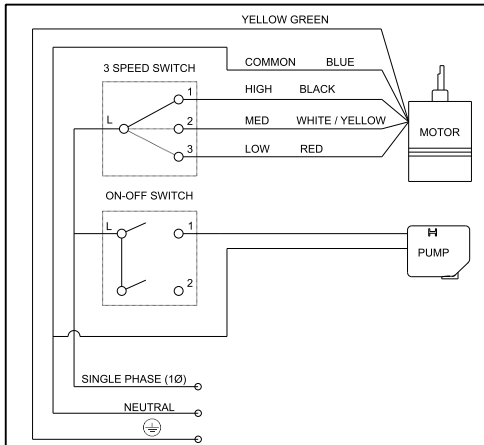
Trouble Shooting Guide

Sr No	Fault	Cause	Remedy
1.	Less Cooling	Cooling pad clogged Water distribution clogged	Call customer care & Change cooling pads
		No water in tank	Ensure sufficient water
		If ballcock not working	Replace the ballcock
2.	Bad Smell	Water tank is dirty	Clean the tank
		Cooling Pad dirty/ Choked	Circulate the water 2-3 times & clean the pad
3.	Air throw less	Low voltage then specified	Use branded voltage stabiliser
		Pad dirty/ Choked	Circulate the water 2-3 times & clean the pad
4.	Water leakage	Tank overfilled & leakage from overflow hole	Advise not to over fill If not solved call service center
5.	Cooler / Fan Not working	Airflow switch is turned OFF No power in main socket	Switch ON the fan by selecting the required speed
		Loose contact at socket	Rectify faulty / Socket in the house
		Switch or Motor Malfunction	Call symphony customer care help line no. 07930130111

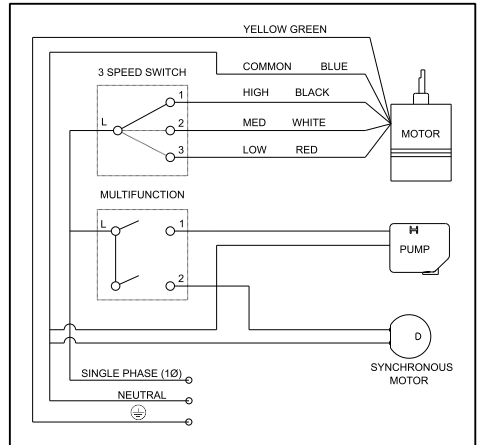
Electric Specification

Rated Supply : 220~240V-50Hz, Single Phase				
Model		Movicool XL 100-G/200i	Movicool L 65i-S / 65-S / 125 / 200i	Movicool DD 125
Tech Specs				
Rated Power (watts)	220-240V/50Hz	580	240	435
<p>Symphony Limited Symphony House, FP12-TP50 Bodakdev, Off SG Highway, Ahmedabad 380054, India. www.symphonylimited.com</p> <p>MADE IN INDIA</p> 				

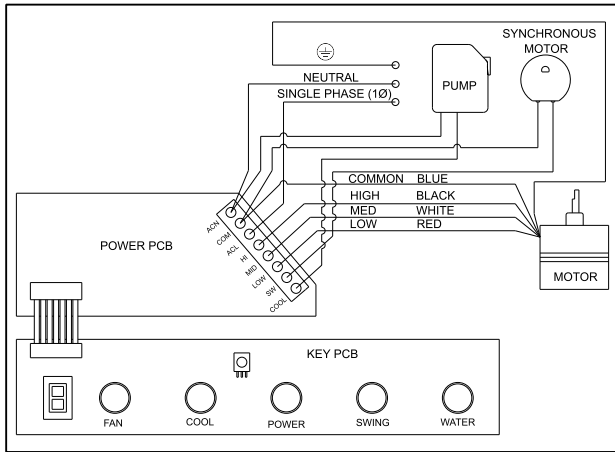
Wiring Diagrams



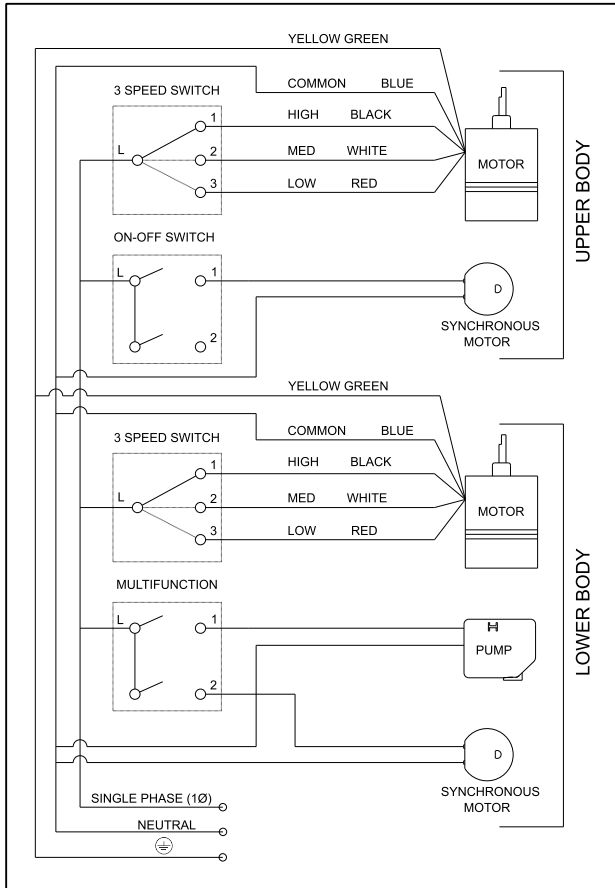
MOVICOOL XL 100-G



MOVICOOL L65-S, L125



MOVICOOL L65i-S, L200i, XL200i



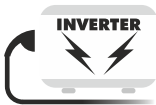
MOVICOOL DD125

Warning

1. Disconnect the power cord before servicing or maintenance.
2. Do not make loose wiring or inferior material in servicing or maintenance to avoid fire hazard.
3. Pl disconnects the power supply before opening any cover to avoid injury due to rotating part.
4. Appliance is not to be use by children or persons with reduce physical, sensory, or mental capabilities or lack of experience or knowledge, unless they have been given supervision or instruction, Children being supervised, not to play with the appliance.
5. Unplug the appliance during filling and cleaning. If the supply cord is damage, it must be replaced by manufacturer or it's service agent or similarly qualified person in order to avoid a hazard
6. Do not operate any fan with a damaged cord or plug. Discard fan or return to an authorized service facility for examination and/or repair.
7. Do not run cord under carpeting. Do not cover cord with throw rugs, runners, or similar coverings. Do not route cord under furniture or appliances. Arrange cord away from traffic area and where it will not be tripped over.
8. To reduce electric shock, connect only to an outlet provided with a ground fault circuit interrupting device.



This marking indicates that this product should not be disposed off with other house hold wastes through out the EU and other applicable countries. To prevent possible harm to the environment or human health from uncontrolled waste disposal, recycle it responsibly. If you wish to discard this product please contact your local authorities or dealer from where it was purchased and ask for correct method of disposal.



Symphony cooler works on inverter. The inverter should be of sine-wave type of appropriate rating.



Cooling performances depends on temperature of water used relative humidity and ambient temperature

WARRANTY REGISTRATION CARD

Product Sr. No.

Date of Purchase ___/___/_____

Model : _____

Name : _____

Address : _____

E-mail : _____

Mobile : _____ Phone : _____

Condition of warranty

We extend this limited warranty to the original buyer (first retail purchaser) and warranty that the product shall be free from manufacturer defects in workmanship and materials for 12 months from the date of purchase. a. Warranty will come in with effect when the following conditions are met with: a) Warranty registration card duly filled and received by the company within 10 days from the date of purchase. b) Product is operated following the recommendations explained inside the user manual. b. The company's liability under the warranty will be limited only to motor, pump, lover motor, remote, PCB and also restricted to any such defect which occurs under conditions of normal operations and under proper use. Any part/s replaced by the company at its discretion shall be a functionally operative unit. c. This warranty shall not apply to product: 1) Which have not been purchased from authorized distributor through their network or company's authorized retail stores, 2) Which have been altered/opened by any other personnel not authorized by the company, 3) Incorrectly used in combination with any other substance or products, 4) Which are used for commercial rental purpose and / or which develops problems due to faulty care or maintenance and alterations to product or its parts. 5) Which is subjected to electrical supply for which the product is not designed, 6) Warranty will void if the product is operated with a sub-standard inverter or non-sine wave inverter. 7) If documentation of buying is not available to validate an original purchase. d. While the company will make every effort to carry out the repairs at the earliest, it however is made expressly clear that the company is under no obligation to do so in a specified period of time. e. This warranty shall automatically terminated on expiry of the warranty period of 12 months from the date of purchase even if the product may not be used for any time during the warranty period for any reason whatsoever. f. Cooling pads and outer plastic parts are not covered under warranty. g. The company shall not be liable in any case for any loss or damage caused to any property, death or disability caused to any human life arising out of fire, electrical fault, short circuit, accidental handling or any kind of natural calamity. As, such the company's liability is limited to the cost of the spare parts of the said products only. h. Change of address of the customers must be intimated to the company without which the warranty shall not be operational. i. Due to ongoing research and development, the company holds the rights to modify the product without any prior notice or obligation to buyers. j. Purchaser should retain the purchase bill as evidence of the date of purchase. Copy of the purchase invoice should be given to the visiting service technician while attending the complaint. In case of any alteration in the date of purchase invoice is found without sign and seal of the dealer, the warranty shall be void. k. During the warranty, customer is not entitled for exchange of product or refund money. l. The company does not have any Annual Maintenance Contract (AMC) policy. m. The court/Consumer forums only at Ahmedabad, Gujarat, India shall have exclusive jurisdiction for any disputes arising out of this sale/transaction. n. Service for this product shall be provided by Authorized Service Provider. You may register warranty by log on to www.symphonylimited.com/warranty or you may send SMS <sym, name, city, pin code, serial number> to 9510180111. Warranty will be applicable if registered within 15 days of purchase. O The above warranty conditions shall be applicable for domestic service only to the sales in the domestic markets of India only, excluding Northern Eastern states, Andaman and Lakshadweep. For overseas market the warranty will be given by the local distributor of the respective country. P. To register service request Please use either of the following ways to register your request.

1. You may call on our all India help line No. 09510070111 or 07930130111.

2. You may log in through our website "www.symphonylimited.com/service".

Symphony Limited

Symphony House, FP12-TP50 Bodakdev,
Off SG Highway, Ahmedabad 380054, India.
E-mail : services@symphonylimited.com

Dealer's name
& signature

FOR BEST COOLING

- Switch on to cool mode.
- Keep water tank full.
- Keep window or door open.
- Replace pads regularly.

FOR SERVICE / WARRANTY REGISTRATION (INDIA)



[symphonylimited.com/care](https://www.symphonylimited.com/care)



Call

OR



WhatsApp
'Hi' on

OR

9510976161

Scan



Symphony Limited

Symphony House, FP12-TP50 Bodakdev, Off SG Highway, Ahmedabad 380059, India.
E-mail : services@symphonylimited.com

natural cooling

Symphony[®]

www.symphonylimited.com